



**PLUG
IT
IN**




Airpax Series 300 choppers are available in three mounting styles. The popular plug-in style, Type 300, fits a 7-pin miniature tube socket. It can be locked in place by a tube shield.

**BOLT
IT
DOWN**



For permanent mounting, Airpax supplies you with Type 303. The Series 300 chopper withstands shock and vibration, commending it to such rigid mounting.

**OR
STRAP
IT ON**



Or, for mounting parallel to a chassis, Type 302 is available. These choppers, rated for 2,000 hours life, can be soldered advantageously into many equipments.

THIS RUGGED **LONG-LIFE** CHOPPER CAN TAKE IT!

Airpax Series 300 choppers operate at 400 CPS. The SPDT contacts are rated for 2 MA at 100 V MAX.

For complete specifications write to



MIDDLE RIVER

BALTIMORE 20, MD.